

GREENCASTLE POLICE DEPARTMENT

60 NORTH WASHINGTON STREET

GREENCASTLE, PA 17225

REPORT FOR THE MONTH OF AUGUST, 2023

SUBMITTED 05 SEPTEMBER 2023

During the reporting month the Department responded to calls **345** for service (2719 calls this year). A copy of the Complaint Type totals is attached.

HIGHLIGHTED INCIDENTS:

Criminal Activities / Investigations / Service Calls:	This Month:	Year to Date:
Assault	<u>0</u>	<u>2</u>
Robbery	<u>0</u>	<u>1</u>
Burglary	<u>0</u>	<u>2</u>
Theft (including motor vehicles)	<u>6</u>	<u>42</u>
Suspicious Activity	<u>3</u>	<u>29</u>
Sex offense	<u>1</u>	<u>2</u>
Domestic / Family Offenses	<u>5</u>	<u>26</u>
Homicide	<u>0</u>	<u>0</u>
Drug / Narcotics	<u>0</u>	<u>2</u>
Drug / Alcohol overdose	<u>0</u>	<u>2</u>
Naloxone (NARCAN) Deployment	<u>0</u>	<u>2</u>
Assist Emergency Medical Services / Fire, Rescue, Fire-Police	<u>12</u>	<u>92</u>
Motor Vehicle Crashes (all): Injury; Non-injury; Towing; Drivable (reportable / non-reportable)	<u>11</u>	<u>69</u>
Driving Under the Influence (Alcohol / Drugs)	<u>0</u>	<u>1</u>
Traffic stops / violations (citations & written warnings initiated)	32/14	361
Mental Health Counselor contacts	<u>1</u>	<u>8</u>
Directed Patrols	<u>70</u>	<u>578</u>
Assist other Law Enforcement Agency (in the Borough)	<u>2</u>	<u>26</u>
Assist other Law Enforcement Agency (outside the Borough)	<u>1</u>	<u>10</u>
Burglar Alarm	<u>3</u>	<u>49</u>
Criminal Arrests / Charges	<u>5</u>	<u>27</u>
Code Enforcement	<u>5</u>	<u>44</u>

<u>Overtime</u>	31.5	Hours	18 for manpower
			2.5 for Court
			0 for investigations
			10 for training

Mileage:	Car 802	2016 Ford Utility	45706	560	
	Car 813	2013 Chev Tahoe	105689	52	
	Car 816	2016 Ford Utility	104817	1436	
	Car 819	2019 Ford F150	76723	1252	Total: 3300

NOTEWORTHY ACTIVITIES:

To date we have had a good start with the school year. Wish to give a shout out to Antrim Twp. for placing a speed sign on entry to the Borough on Leitersburg St. Ours is place on Leitersburg St for vehicle headed east.

The "Handle With Care" program is ready to go. We are waiting on a few tweaks from the GASD. Officers who deal with kids in distress from Domestic, Accidents or any other traumatic events will complete a short form and send it to a single email at the school. From there it will be dispersed to appropriate faculty to make them aware that the child may problems during the school day and what the cause may be. Should be a simple step in assisting with the GASD "Children First" mantra. Thank You Mayor Thomas.

A number of man hours have been used this month on a reported child sexual assault.

There have been several events this past month where Officers have done an outstanding job of caring for the community. Officers located a nearly nude female walking just outside the Borough and cared for her till the arrival of PSP. Another Officer recently located this individual in the course of his struggles and rendered assistance.



Time spent helping others is never wasted.

GPD recently handled unattended death calls in one week. One was natural, one was a suicide and a third remains under investigation as other than natural.

Earlier this month we turned over 88 lbs. of unwanted prescription medications to the PA Army National Guard.

GPD's annual "Fish With a Cop" planning is well underway. It will be held on 09/16/2023 thanks to the assistance of the Greencastle Sportsman's Assoc.

Code enforcement had 8 case closed by remediation and 6 citations went to hearings. All were found guilty.

Submitted by:

John H Phillippy

Chief of Police

Complaint Log By Complaint Type

08/01/2023 00:00 - 08/31/2023 23:59


Complaint Type	Number of Complaints
G0001 / Assist Other Agency-In	2
G0002 / Assist Other Agency-Out	1
NCIC Admin / NCIC Admin	1
P6308 / PUNDERAGE DKG	1
PABAND / PABANDONED VEHICLE	3
PALMBA / PALARM BURGLAR	3
PANIMCP / PANIMAL COMP	5
PANMCP / PANIMAL COMPLAINT	1
PASTEM / PASSIST EMS	5
PASTFD / PASSIST FD	1
PASTFE / PASSIST FD/EMS	6
PASTO / PASSIST OTHER AGENCY	1
PBOLO / PBOLO	6
PCHKAR / PCHECK AREA	7
PCM / PC/MISCHIEF	2
PCMNA / PC/M NOT ACTIVE	1
PCOURT / PCOURT	1
PCRFWD / PCURFEW	2
PCRT / PCOUNTY COURT	1
PDEPSV / PDEPARTMENT SERVICES	1
PDIRPAT / PDIRECTED PATROLS	70
PDISCO / PDISORDERLY CONDUCT	1
PDIST / PDIST/NOISE	1
PDISTN / PDIST/NOISE N/A	1
PDMV / PDIS VEH IN TRAFF	2
PDOM / PD0M	5
PF11 / PASSAULT/RAPE	1
PF4 / PHIT N RUN	2
PF5 / PWANTED/ESCAPE	2
PF6 / PMISS/LOST PER	2
PFGRPT / PFINGERPRINTING	1
PFLDINT / PFIELD INTERVIEW	1
PFNDPR / PFOUND PROPERTY	1
PFOOTPAT / PFOOT PATROL	14
PFRD / PFRAUD	2
PFU / PFOLLOW UP	22
PINFO / PINFORMATION	26
PLO / PLOCKOUT VEH/HOUSE	3

Complaint Log By Complaint Type

08/01/2023 00:00 - 08/31/2023 23:59

Complaint Type	Number of Complaints
PPFA / PPFA VIOL	1
PPFASVC / PPFA SERVICE	1
PPKGCP / PPARKING COMPLT	8
PPSML / PPERSON MISS/LOST	1
PPSRJO / PPERSON RNAWY JST OC	1
PPUBACC / PPUBLIC ACCIDENT NON TRAF	1
PPUBCOMP / PPUBLIC COMPLAINTS'	1
PREPO / PREPO	2
PRETA / PRETAIL THEFT ACT	1
PRETNA / PRETAIL THEFT N/A	1
PRETPHO / PRETURNED PHONE CALL	43
PSUSA / PSUSP ACT/PERS ACT	3
PSUSD / PSUSP DEATH	1
PSUSVEH / PSUSPICIOUS VEHICLE	1
PTANR / PNONREPORTABLE CRASH	3
PTAREP / PREPORTABLE CRASH	2
PTFPA / PTRAFFIC PROB ACT	1
PTFT / PTHEFT	6
PTRAF / P TRAFFIC DETAIL	3
PTRAFCO / PTRAFFIC CONTROL	1
PTREJO / PTRESPASING JST OC	1
PTRFP / PTRAFFIC PROBLEM	2
PTS / PTRAFFIC STOP	32
PUNWANT / PUNWANTED PERSON	1
PVACNI / PVEH ACC NO INJ	4
PWARRSVC / PWARRANT SERVICE	2
PWEOA / PWEAPONS OFF ACTV	1
PWFCK / PWELFARE CHECK	9
UNASSIGNED	3

Total Complaints: 345



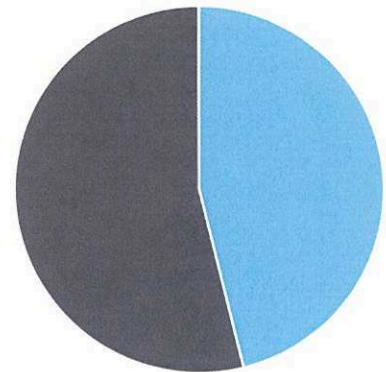
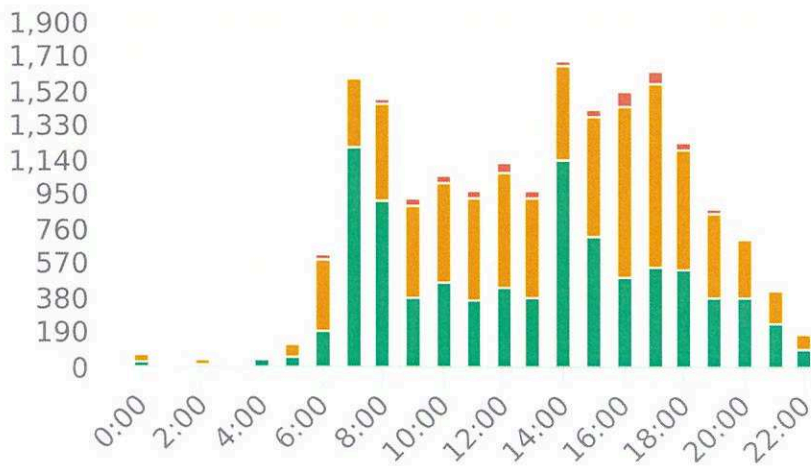
Start: 2023-08-25
 End: 2023-08-31
 Times: 0:00:00-23:59:59

Violation Threshold: Speed Limit + 10
 Speed Range: 1 to 150

Overall Summary

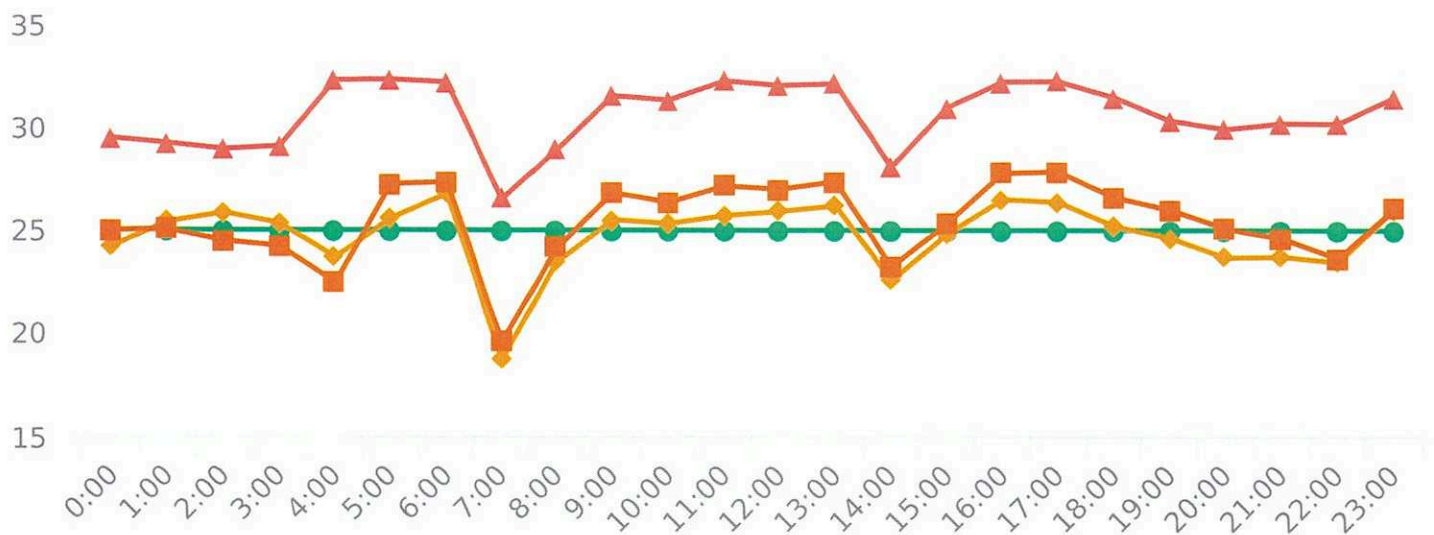
Total Days of Data: 7
 Speed Limit: 25
 Average Speed: 24.5
 50th Percentile Speed: 25.52
 85th Percentile Speed: 30.59
 Pace Speed Range: 21-31

Minimum Speed: 5
 Maximum Speed: 63
 Display Mode: Speed Display
 Average Volume per Day: 2714.4
 Total Volume: 19001



● Violators ● Inside Threshold ● Compliant

● Vehicles Slowed ● Other



● Speed Limit ● Average Speed ● 50% Speed ● 85% Speed



Extended Speed Summary

E. Leitersburg St, EB

Start: 2023-08-25

End: 2023-08-31

Times: 0:00:00-23:59:59

Violation Threshold: Speed Limit + 10

Speed Range: 1 to 150

Time	Sign Mode	Speed Limit	Total # Vehicles	Total # Violator	% Violator	Avg # Vehicles	Avg # Violators	Min Speed	Max Speed	Avg Speed	50% Speed	85% Speed	Sign Effectiveness
0:00	Speed Display	25	66	1	1.5%	9.4	0.1	6	37	24.2	25.0	29.5	36.3%
1:00	Speed Display	25	29	1	3.4%	4.1	0.1	11	36	25.4	25.0	29.2	27.7%
2:00	Speed Display	25	40	1	2.5%	5.7	0.1	17	38	25.8	24.5	28.9	22.8%
3:00	Speed Display	25	33	2	6.1%	4.7	0.3	13	38	25.3	24.2	29.1	21.1%
4:00	Speed Display	25	67	9	13.4%	9.6	1.3	5	58	23.7	22.4	32.3	34.3%
5:00	Speed Display	25	138	6	4.3%	19.7	0.9	5	37	25.5	27.2	32.3	27.7%
6:00	Speed Display	25	620	22	3.5%	88.6	3.1	6	45	26.8	27.3	32.2	41.8%
7:00	Speed Display	25	1611	21	1.3%	230.1	3.0	5	63	18.7	19.6	26.5	61.7%
8:00	Speed Display	25	1475	31	2.1%	210.7	4.4	5	48	23.4	24.1	28.9	56.8%
9:00	Speed Display	25	925	32	3.5%	132.1	4.6	5	54	25.5	26.8	31.5	42.0%
10:00	Speed Display	25	1056	47	4.5%	150.9	6.7	5	47	25.3	26.3	31.3	38.4%
11:00	Speed Display	25	969	45	4.6%	138.4	6.4	5	46	25.7	27.1	32.2	34.3%
12:00	Speed Display	25	1121	54	4.8%	160.1	7.7	5	50	25.9	27.0	32.0	40.0%
13:00	Speed Display	25	970	43	4.4%	138.6	6.1	5	46	26.2	27.3	32.1	38.5%
14:00	Speed Display	25	1684	26	1.5%	240.6	3.7	5	56	22.5	23.2	28.0	59.4%
15:00	Speed Display	25	1424	46	3.2%	203.4	6.6	5	45	24.8	25.3	31.0	49.6%
16:00	Speed Display	25	1514	73	4.8%	216.3	10.4	5	51	26.5	27.7	32.2	44.7%
17:00	Speed Display	25	1626	59	3.6%	232.3	8.4	5	45	26.3	27.8	32.2	47.5%
18:00	Speed Display	25	1243	42	3.4%	177.6	6.0	5	45	25.2	26.6	31.5	39.9%
19:00	Speed Display	25	872	25	2.9%	124.6	3.6	5	53	24.6	26.0	30.3	44.1%
20:00	Speed Display	25	707	7	1.0%	101.0	1.0	5	39	23.6	25.1	29.9	40.1%
21:00	Speed Display	25	429	12	2.8%	61.3	1.7	5	43	23.7	24.6	30.2	42.9%
22:00	Speed Display	25	185	8	4.3%	26.4	1.1	5	42	23.4	23.6	30.2	27.0%
23:00	Speed Display	25	197	15	7.6%	28.1	2.1	5	50	26.0	26.0	31.4	31.5%
Total Volumes/ Avg			19001	628	3.3%	2714.4	89.4	5	63	24.8	25.4	30.6	39.6%
Total/Avg w/o Feedback			0	0	0	0.0	0.0	n/a	n/a	n/a	n/a	n/a	n/a
Total/Avg w/ Feedback			19001	628	3.3%	2714.4	89.4	5	63	24.8	25.4	30.6	39.6%